

GLOBAL CORE

GTSI STATISTICS



GLOBAL CORE GTSI STATISTICS

THE GLOBAL TEACHER STATUS INDEX 2018 SHOWS FOR THE VERY FIRST TIME THAT THERE IS A DIRECT LINK BETWEEN TEACHER STATUS AND PUPIL PERFORMANCE AS MEASURED BY PISA SCORES

GLOBAL REPORT MAKES FIRST PROVEN LINK BETWEEN THE STATUS OF TEACHERS AND PUPIL PERFORMANCE

KEY FINDINGS – GLOBAL:

- > The Global Teacher Status Index 2018 shows for the very first time that there is a direct link between teacher status and pupil performance as measured by PISA scores. Countries which have higher teacher status are more likely to record higher PISA scores. This new finding for the 2018 Index shows that high teacher status is not just a nice to have – increasing it is likely, all things being equal, to lead to greater student outcomes in that country.

Scatter Plot of GTSI 2018 against 2015 PISA Score by Country.

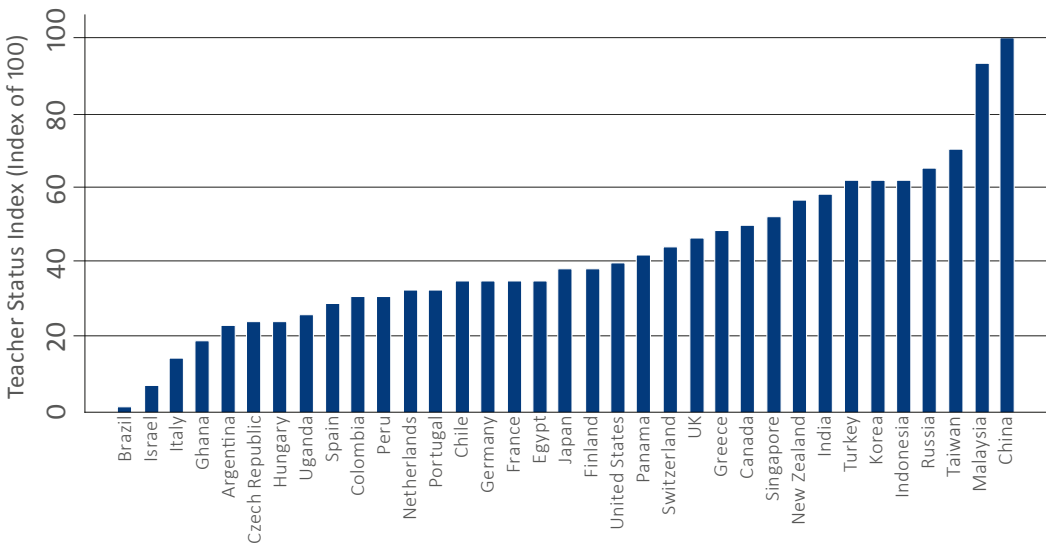


GLOBAL CORE GTSI STATISTICS

THE GLOBAL TEACHER
STATUS INDEX (GTSI)
2018 IS THE MOST
COMPREHENSIVE
STUDY EVER OF
TEACHER RESPECT
AROUND THE WORLD.

> Overall, teacher status is rising globally. Of the 21 countries polled in 2013 and again in 2018, 13 have seen their teacher status score increase, while 7 have seen it fall and one, China, continues to have the highest score possible. The biggest increases were seen in Japan (which rose from 17th place out of the 21 countries polled in 2013 to 11th of 21 in 2018) and Switzerland (15th of 21 in 2013 and 8th out of 21 now), while the biggest drops were seen in Greece (2nd out of 21 in 2013 down to 6th of 21 now) and Egypt (6th of 21 in 2013 down to 12th of 21 now).

The Varkey Foundation Global Teacher Status Index 2018 (GTSI 2018)



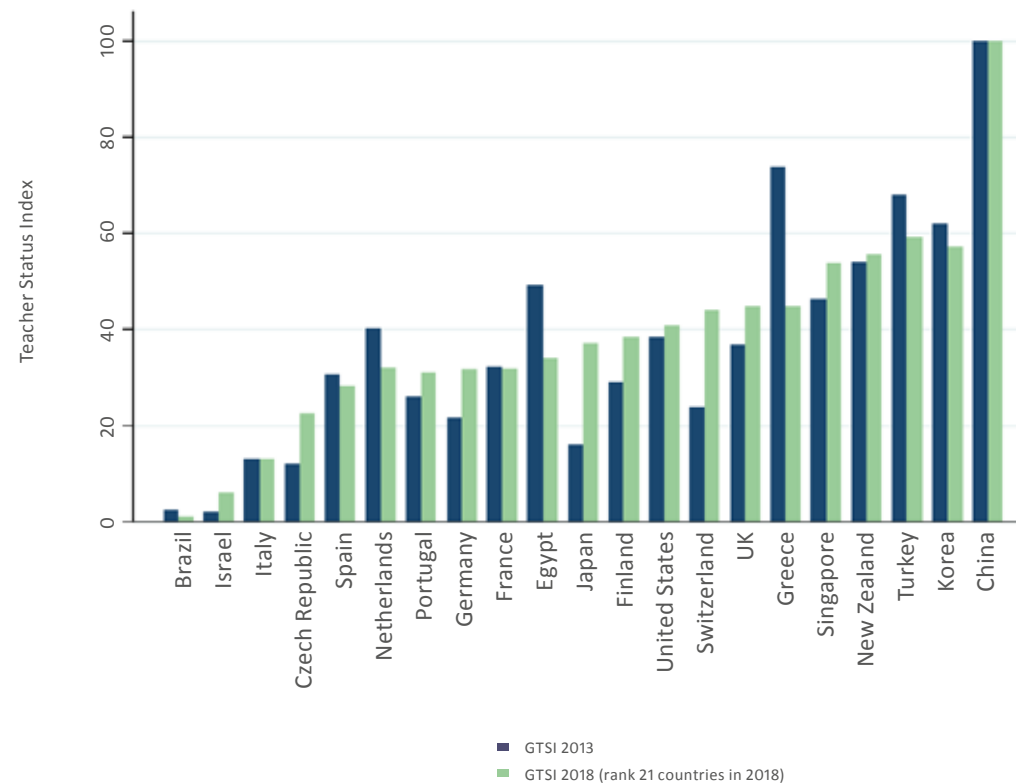
35 survey countries indexed on a relative scale 1-100

GLOBAL CORE GTSI STATISTICS

28 OF THE 35 COUNTRIES SURVEYED IN 2018, TEACHERS ARE BEING PAID LESS THAN THE AMOUNT PEOPLE CONSIDER TO BE A FAIR WAGE FOR THE JOB

> Out of the 35 countries polled in 2018, the Asian nations of China, Malaysia, Taiwan, Indonesia, Korea and India rank higher in terms of teacher status than every European country and every Western nation - including the US, New Zealand and Canada. South Americans accord teachers lower status than any other region. Every South American nation polled ranked in the bottom half of the survey, with Brazil coming bottom and Argentina fifth from bottom.

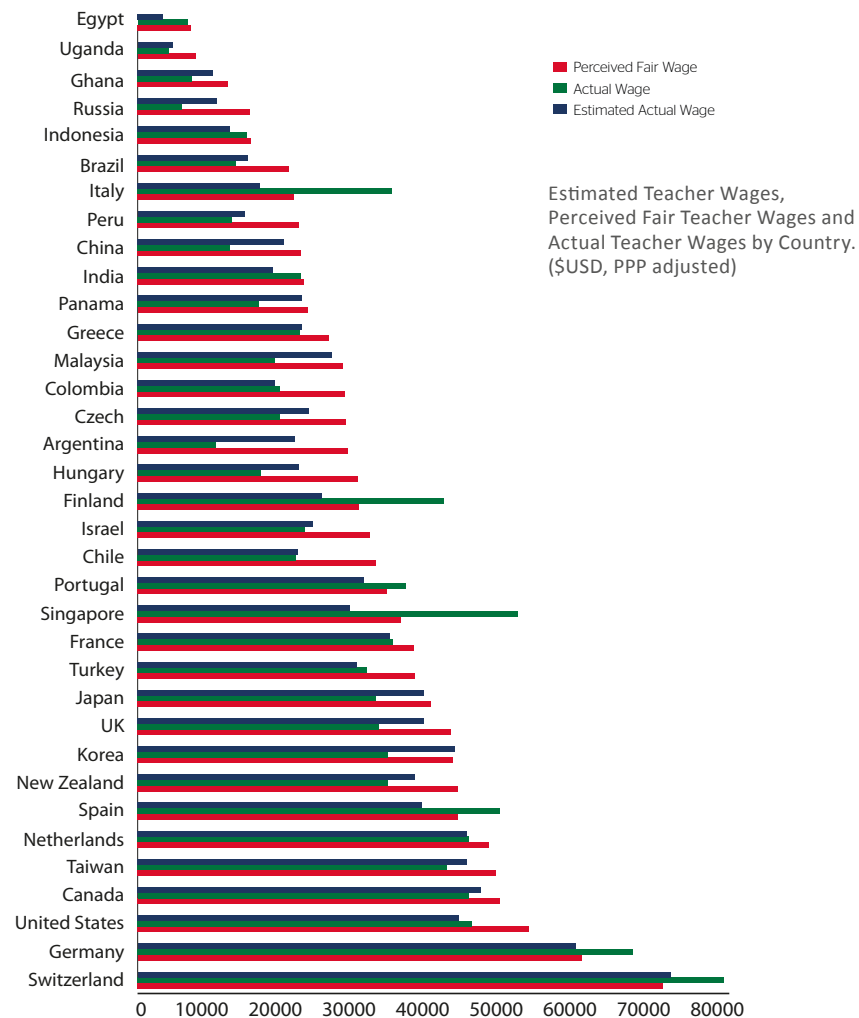
The GTSI 2018 Compared with the GTSI2013 Rankings



GLOBAL CORE GTSI STATISTICS

IN ALL BUT SIX COUNTRIES OF THE 35 COUNTRIES POLLED IN 2018, THE GENERAL PUBLIC UNDERESTIMATES – OFTEN CONSIDERABLY - THE NUMBER OF HOURS TEACHERS WORK PER WEEK

- > In 28 of the 35 countries surveyed in 2018, teachers are being paid less than the amount people consider to be a fair wage for the job. The only countries in which teachers are being paid more than the amount people consider fair for the job are Finland, Italy, Portugal, Germany, Switzerland, Spain and Singapore.

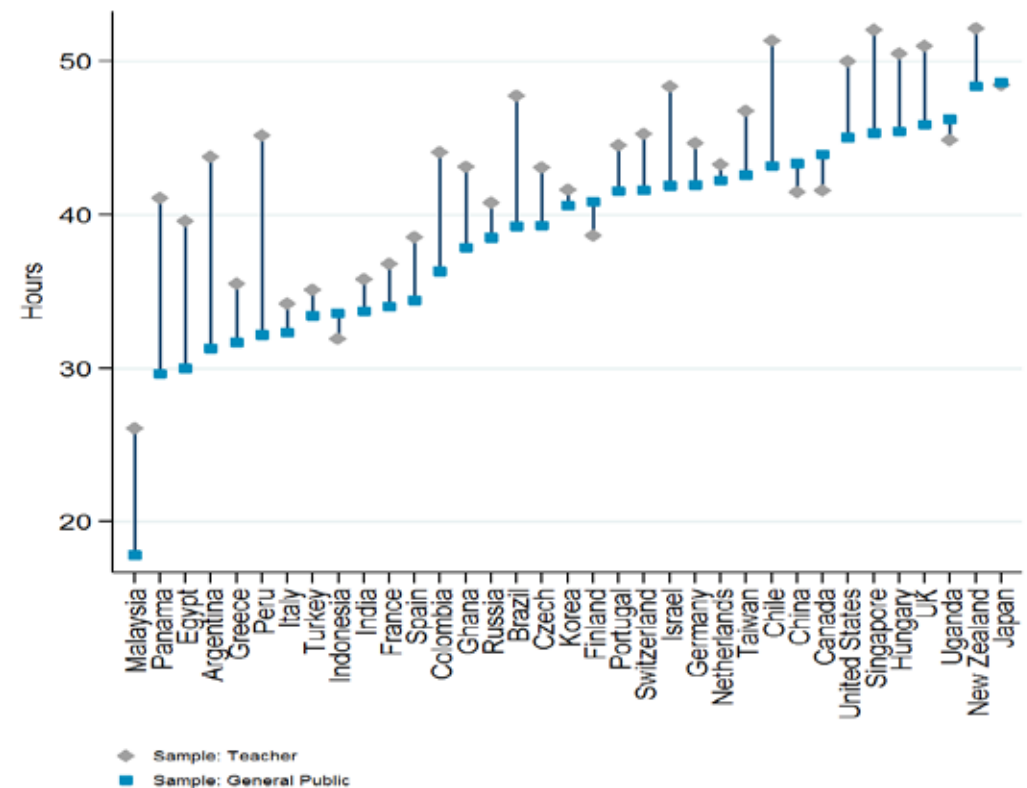


GLOBAL CORE GTSI STATISTICS

TEACHER STATUS IS RISING GLOBALLY

- > In all but six countries of the 35 countries polled in 2018, the general public underestimates – often considerably – the number of hours teachers work per week. Latin Americans underestimate teachers' working hours more than any other, particularly in Peru (by 13 hours), Argentina (by 12.5 hours) and Panama (11.4 hours). These were followed by Egypt, Brazil, Malaysia, Chile and Colombia. In both the UK and the US, the public underestimated teachers' working hours by around five hours per week. The only countries in which teachers report working fewer hours than the general public thinks they do are Canada, Finland, China, Indonesia, Uganda and Japan.

Perceptions of Teacher working hours (Teacher vs Public perceptions) by Country.

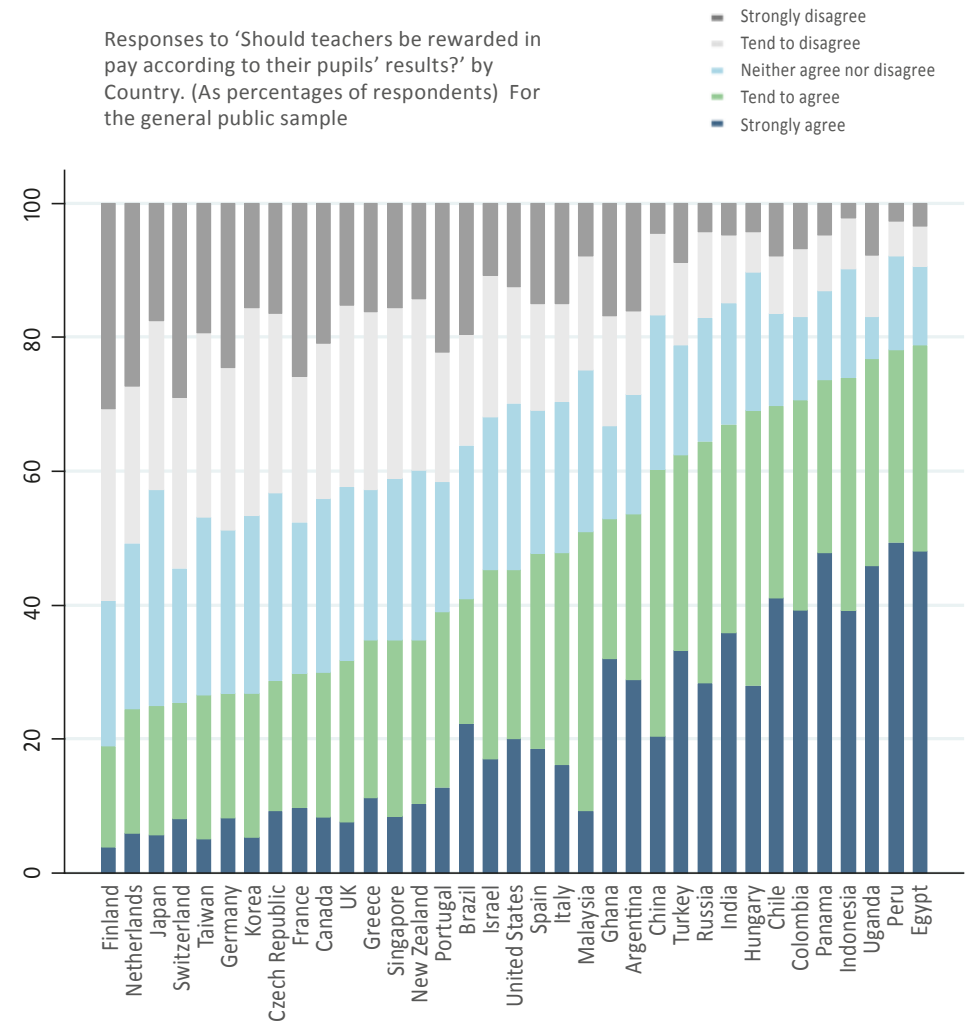


GLOBAL CORE GTSI STATISTICS

ASIAN NATIONS OF CHINA, MALAYSIA, TAIWAN, INDONESIA, KOREA AND INDIA RANK HIGHER IN TERMS OF TEACHER STATUS THAN EVERY EUROPEAN COUNTRY AND EVERY WESTERN NATION

> Support for performance related pay has fallen precipitously across the world. Every single country polled in 2013 and again in 2018 reports (often considerably) lower support for teachers being paid according to the results of their pupils now than they did five years ago. In Finland, 80% of people surveyed in 2013 supported performance related pay, but this has fallen to 21% today, while in the UK 74% supported performance related pay five years ago, compared with 34% now. Support for performance related pay is generally higher in emerging and lower income countries than in more established economies.

Responses to 'Should teachers be rewarded in pay according to their pupils' results?' by Country. (As percentages of respondents) For the general public sample

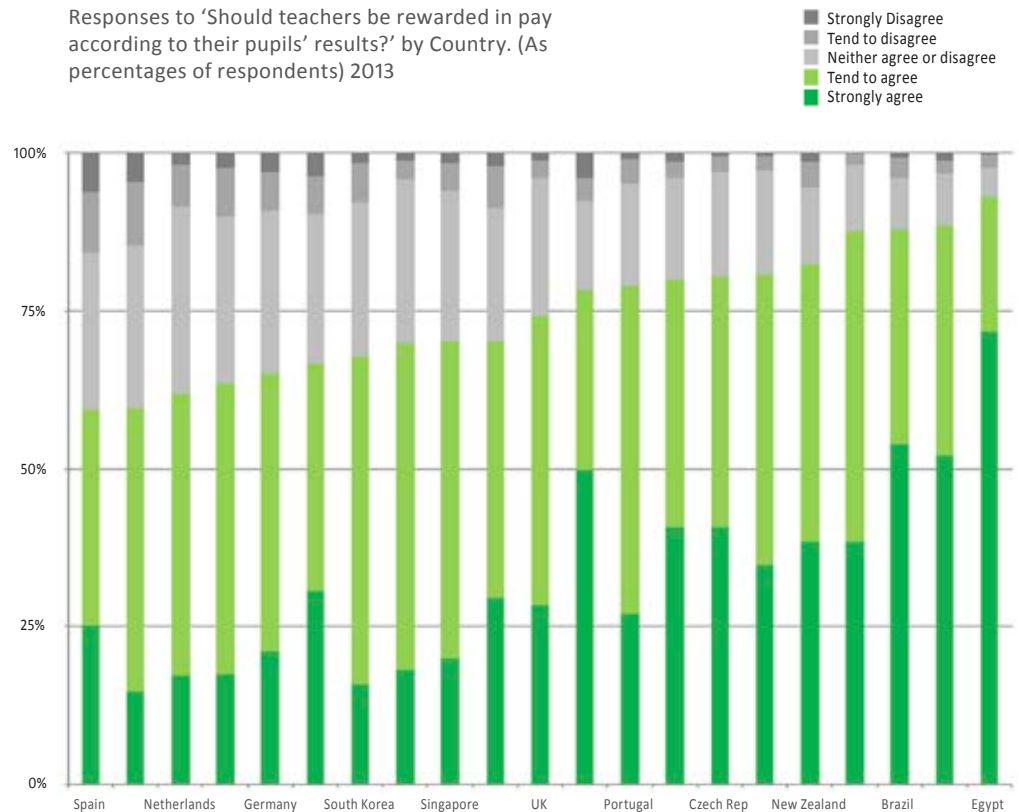


GLOBAL CORE GTSI STATISTICS

SUPPORT FOR
PERFORMANCE
RELATED PAY HAS
FALLEN PRECIPITOUSLY
ACROSS THE WORLD

> People's confidence in their own country's education system is increasing around the world. In 17 of the 21 countries surveyed in both 2013 and 2018 people rate their national education system higher now than they did five years ago. The only countries where confidence in education has fallen since they were last polled are Egypt, Brazil, Turkey and Japan. Japan is unusual as a country that scores highly in PISA and yet reports low public confidence in its education system.

Responses to 'Should teachers be rewarded in pay according to their pupils' results?' by Country. (As percentages of respondents) 2013

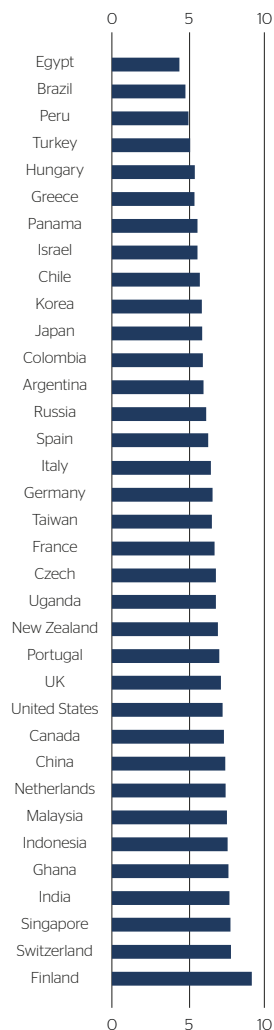


GLOBAL CORE GTSI STATISTICS

IN 17 OF THE 21 COUNTRIES SURVEYED IN BOTH 2013 AND 2018 PEOPLE RATE THEIR NATIONAL EDUCATION SYSTEM HIGHER NOW THAN THEY DID FIVE YEARS AGO

> In the majority of countries (13 out of 21) surveyed in both 2013 and 2018, more people would encourage their children to become teachers now than five years ago. Only in the UK, Japan, New Zealand, Egypt, Singapore, Turkey, Greece, and Korea would fewer people encourage their children to become teachers in 2018 than in 2013. There are huge disparities across the countries polled on whether people would encourage their children to be teachers. While 54% in India said they would encourage their child to become a teacher, only 6% would do so in Russia. Generally, countries with a higher respect for teachers are more likely to encourage their child to enter the profession.

Country



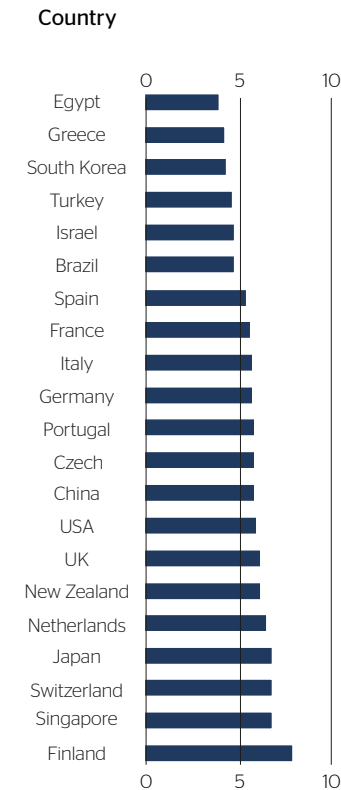
Public Perceptions of How Good their Own Education System is 2018

GLOBAL CORE GTSI STATISTICS

OF THE 21 COUNTRIES
POLLED IN 2013 AND
AGAIN IN 2018, 13
HAVE SEEN THEIR
TEACHER STATUS
SCORE INCREASE

> In China 81% of respondents believe that pupils respect teachers, compared with an average of 36% across the survey of 35 countries polled in 2018. Across Europe and Latin America there are generally higher levels of pessimism about students' respect for teachers than in Asia, Africa and the Middle East. In most of the European countries surveyed, more respondents thought that pupils disrespect teachers than respect them.

Public Perceptions of How Good their Own Education System is 2013

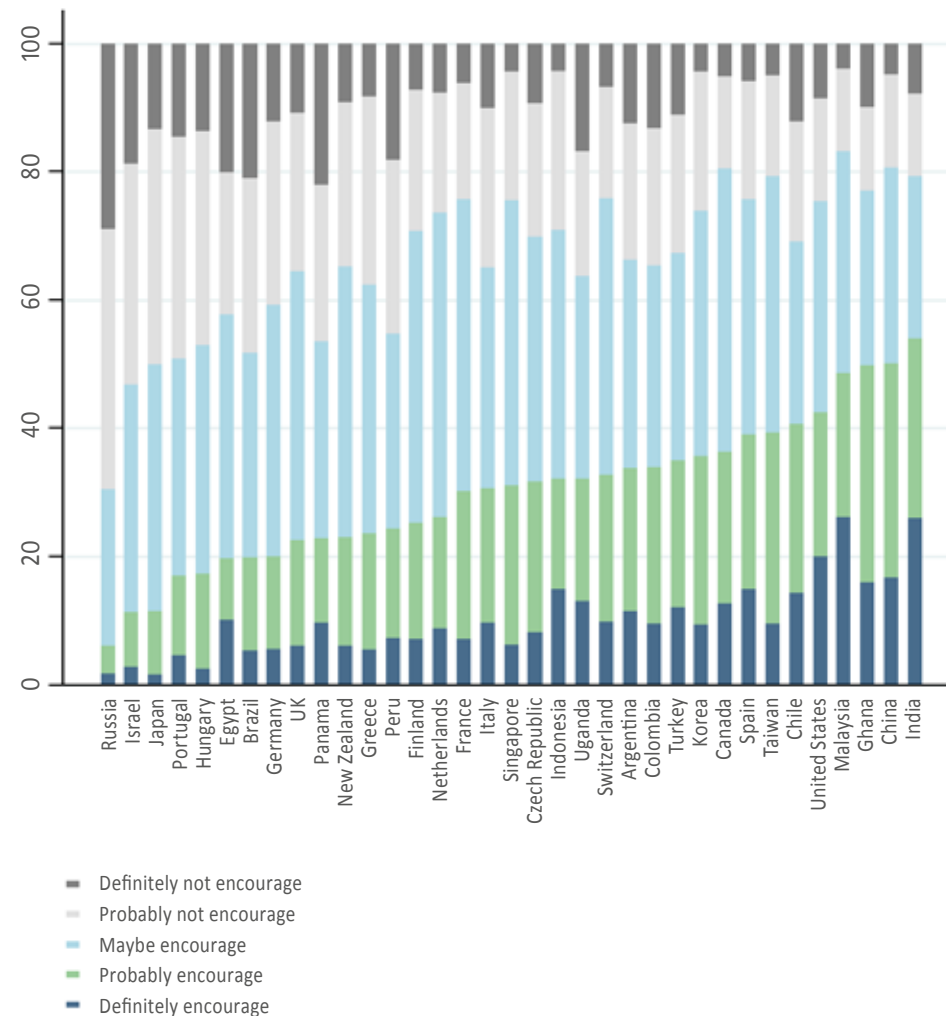


GLOBAL CORE GTSI STATISTICS

THE GLOBAL TEACHER
STATUS INDEX (GTSI)
2018 IS THE MOST
COMPREHENSIVE
STUDY EVER OF
TEACHER RESPECT
AROUND THE WORLD

> Over half of the countries (18 of 35) surveyed in 2018 judge the professional status of teachers to be most similar to that of social workers. Ten countries consider the most similar profession to teachers to be librarians. Three countries say the most similar profession to teachers are doctors - China, Russia and Malaysia. This is an increase from 2013 when China was the only country that said teachers were most similar to doctors.

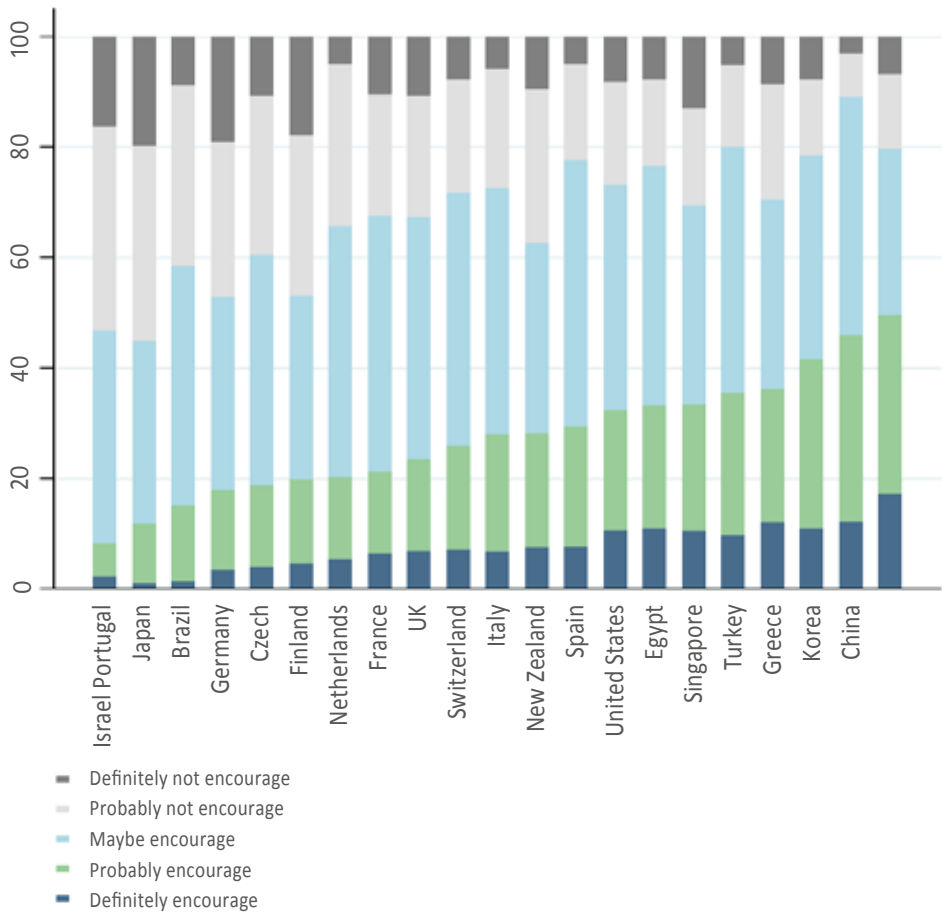
Would You Encourage Your Child to Become a Teacher by Country (2018).



GLOBAL CORE GTSI STATISTICS

SUPPORT FOR
PERFORMANCE
RELATED PAY HAS
FALLEN PRECIPITOUSLY
ACROSS THE WORLD.

Would You Encourage Your Child to Become a Teacher by Country (2013).

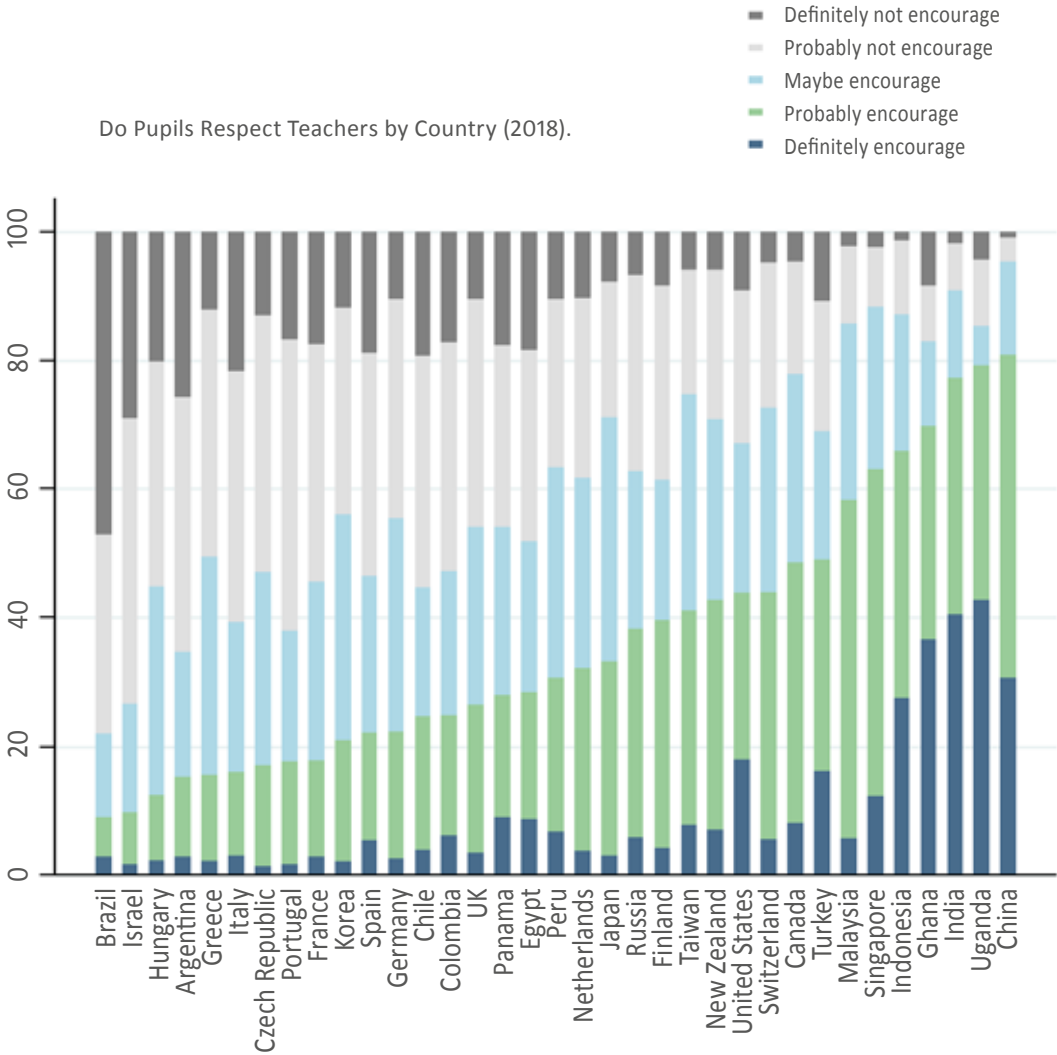


GLOBAL CORE GTSI STATISTICS

PEOPLE'S CONFIDENCE
IN THEIR OWN
COUNTRY'S
EDUCATION SYSTEM IS
INCREASING AROUND
THE WORLD.

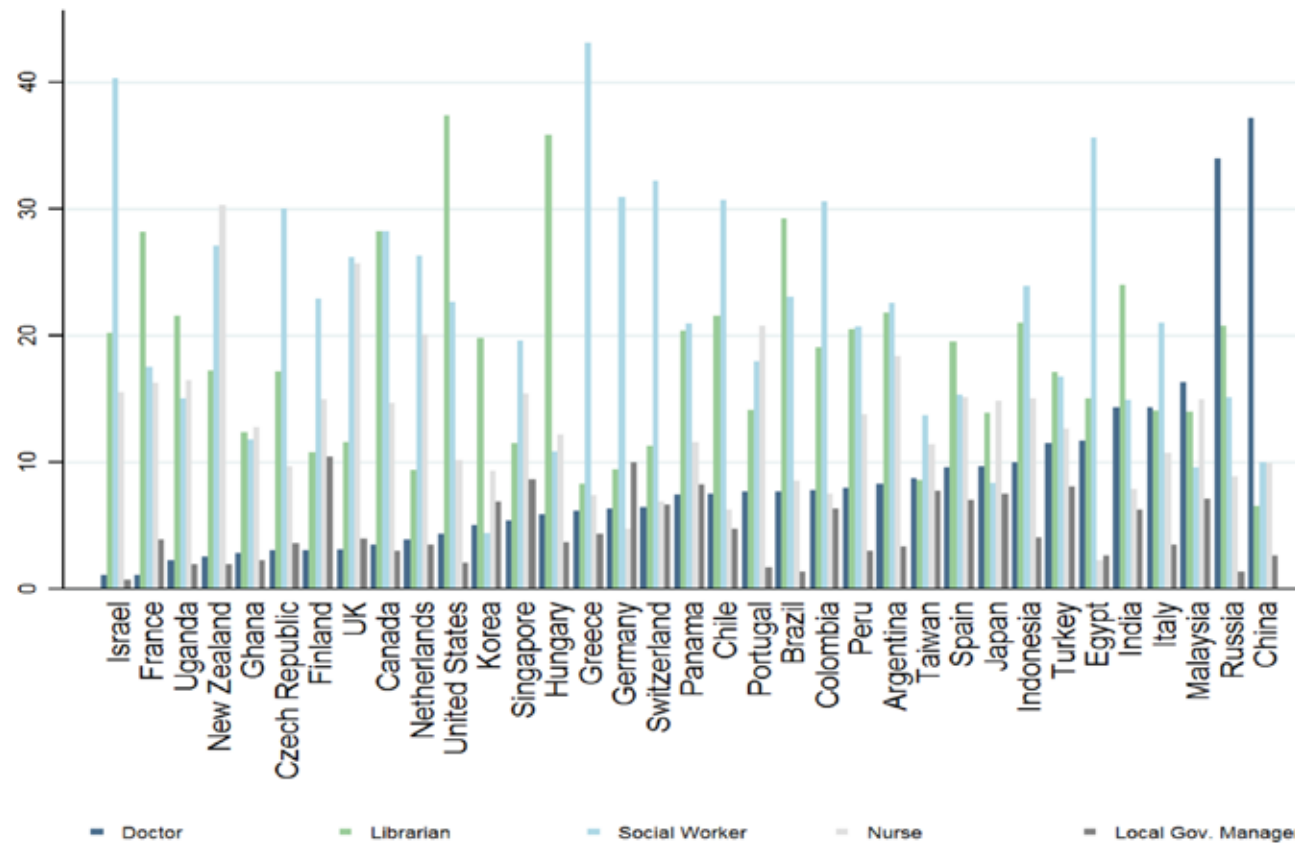


Do Pupils Respect Teachers by Country (2018).



GLOBAL CORE GTSI STATISTICS

Comparisons of teachers to selected other professions



GLOBAL CORE GTSI STATISTICS

Most Similar Occupation to Teachers by Country; comparison 2013-2018

COUNTRY	2018	2013
China	Doctor	Doctor
Russia	Doctor	-
Malaysia	Doctor	-
India	Librarian	-
France	Librarian	Librarian
Turkey	Librarian	Librarian
Uganda	Librarian	-
Korea	Librarian	Social Worker
United States	Librarian	Librarian
Brazil	Librarian	Librarian
Canada	Librarian	-
Spain	Librarian	Social Worker
Hungary	Librarian	-
Japan	Nurse	Local Government Manager
Portugal	Nurse	Nurse
Ghana	Nurse	-
New Zealand	Nurse	Social Worker
UK	Social Worker	Social Worker
Argentina	Social Worker	-
Switzerland	Social Worker	Social Worker
Egypt	Social Worker	Social Worker
Czech	Social Worker	Social Worker
Panama	Social Worker	-
Taiwan	Social Worker	-
Chile	Social Worker	-
Germany	Social Worker	Social Worker
Singapore	Social Worker	Social Worker
Indonesia	Social Worker	-
Netherlands	Social Worker	Social Worker
Greece	Social Worker	Social Worker
Finland	Social Worker	Social Worker
Colombia	Social Worker	-
Israel	Social Worker	Social Worker
Peru	Social Worker	-
Italy	Social Worker	Social Worker